



## MOBISTAT™

MobiStat™ is an interactive web-based reporting and mapping tool designed to enable users to quickly and efficiently assess network performance.

MobiStat™ has many different features including maps, charts, plots, exportable data, drive schedules, and customizable options. Since MobiStat™ is a custom-built GWS tool, clients can work with GWS to create any new pages or features desired.

### MOBISTAT™ MAPS

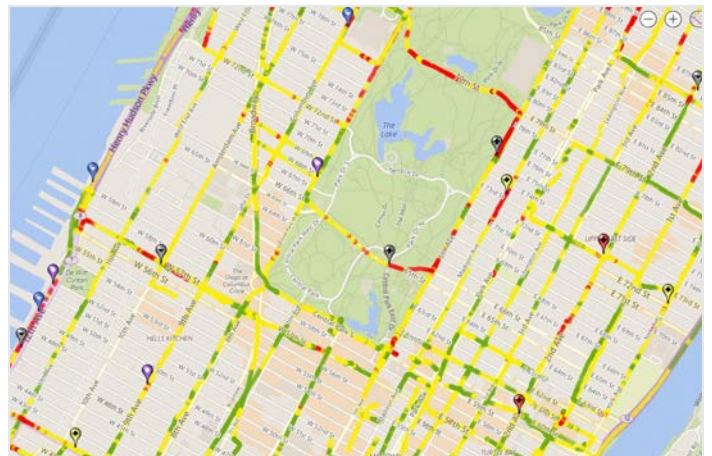
Using Bing™ Maps technology, MobiStat™ allows users to see data in 2- or 3-dimensional aerial or road views. Users can map data in one of two ways: within a pre-defined market or a user-defined area.

#### Market Level (Pre-Defined) Method

- View a specific market from a provided list of tested markets
- Select one or multiple campaigns and carriers
- Data can be shown for either voice or packet data
- Select a market and carrier to view per-second data
- Filter failures based on a more detailed categorization of each block and drop and view a count of each
- View details of each failure on the map
- Data can be downloaded to an excel file with additional high-level details

#### User-Definable Area (Rubber Band) Method

- See KPIs for a user-defined area, which can include a single market or multiple markets
- Defined area can be saved for future use
- Select A&R or Throughput to see a chart of the overall KPIs for the selected region
- Voice and packet failures can be shown on the map for the selected region



## MOBISTAT™ REPORTS

MobiStat™ offers a number of different voice and packet data reports that can be filtered by region, campaign, carrier, and/or market. Many charts also offer advanced filters. Each report can be exported to an Excel file.

### Voice Charts

- A&R
  - > Chart Accessibility, Retainability, and Reliability
  - > Use advanced filters to focus on specific technologies, mobile number, etc.
- Active Set Size Reports
  - > Shows Distribution of Active Set Size measurements for each drive
  - > Compare between different markets or carriers for analysis
  - > Trend the average Active Set Size over multiple drives for multiple carriers

### Packet Data Charts

- Throughput Trend
  - > Shows throughput values for each task type and trend over multiple drives for multiple carriers
  - > Multiple views into the throughput values: Mean throughput for 3-G only and 4-G only tasks or Overall (all technologies). Also view 3G/4G Percentage
  - > Task throughputs calculated from the first byte transferred or from point of request
  - > Use advanced filters to narrow down to specific technologies, counties, frequencies, etc.
- Distribution Plots
  - > Plot distribution (PDF/CDF) for CQI, Rx Power, Ec/Io, and throughput
  - > Plot CQI, Rx Power, and Ec/Io against throughput
  - > Select throughput direction to plot (Uplink/Downlink)
- Advanced Packet Data
  - > Plot distributions and averages against multiple metrics
  - > Includes options for modulation type, capacity metrics, throughput, etc.

## CUSTOMIZABLE DASHBOARD

The MobiStat™ dashboard provides a quick, customizable, and consolidated view of the voice and packet data charts and tables for a given market.

- User chooses the primary region, market, and submarket displayed
- Charts and tables can be customized, hidden, or removed

## SECURITY

All pages and features are permission-based. Logins are needed to enter MobiStat™, and features and data can be restricted per user.



Global Wireless Solutions, Inc.  
23475 Rock Haven Way, #165  
Dulles, VA 20166

Tel: (703) 661-7000  
Fax: (703) 661-7001  
marketing@gwsolutions.com



www.gwsolutions.com

## EXPERIENCE MATTERS

Benchmarking for  
**24 YEARS**


Services provided in  
**25 COUNTRIES**


Tested  
**14,500 LOCAL MARKETS**


Driven and walked  
**13 MILLION MILES**


## ABOUT GWS


GWS is the world leader in testing wireless markets. Services include:

 **Voice and data benchmarking** – Network data and engineering analysis through drive, venue, and in-building testing

 **MobiStat™** – Interactive web-based reporting and mapping tool

 **OneMeasure™** – Configurable app for mobile and Wi-Fi network performance testing

 **OneScore™** – Network performance ranking combining engineering data with consumer research

 **Big Data Analytics** – Large scale network evaluations using big data tools and techniques